



ATHENS CITY

SCHOOL SYSTEM SNAPSHOT: 2021 EDITION*

455 U.S. Hwy 31 N. | Athens, AL 35611 | (256) 233-6600

Superintendent Beth Patton

Board Members Jennifer Manville, Tim Green, Beverly Malone, James E. Lucas, Russell R. Johnson, Scott Henry, Shannon Hutton

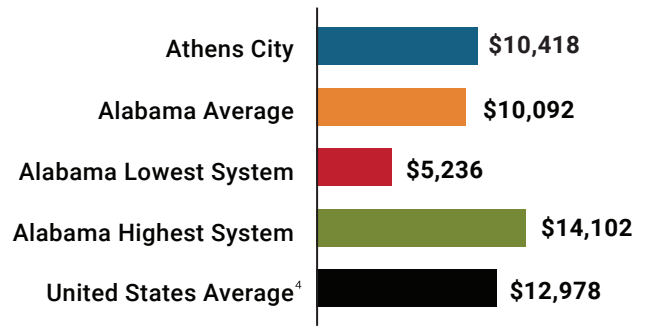
\$3,765,160
Cost of One Month's Operation/General Fund

1.93
Number of Months Reserve Balance

By the Numbers

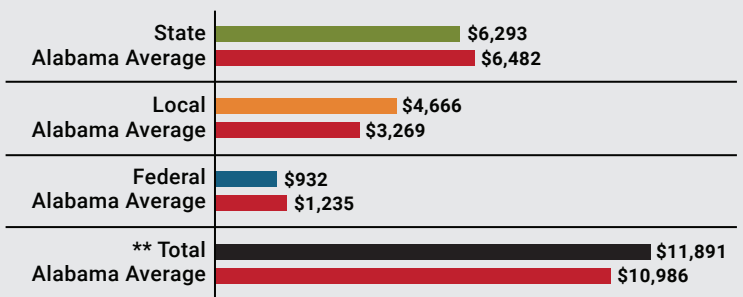
- Schools¹** 8
- Students/ADM²** 4,276
- Free & Reduced Lunch** 48%
- Community Eligibility Program** 31%
- Number of Route Buses³** 24
 - Buses 10 yrs. old or less 88%
 - Students Bused 1,387
- Full-Time Employees** 449
 - Teachers 248
 - Principals/Assistant Principals 17
 - Counselors 11
 - Librarians 7
 - Other Certified Employees 16
 - Support Personnel 150

Total Per-Pupil Expenditures (PPE)



Per-Pupil Revenue Sources

Athens City Revenue Sources



113 STATE RANK

15 LOCAL RANK

110 FEDERAL RANK

OVERALL SYSTEM RANK 34

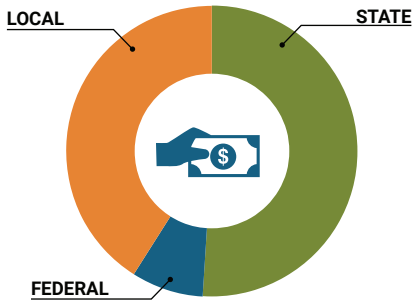
** Total Revenue Among 137 School Systems

¹ Schools with enrollment, including Alternative and Career Technical Education
² Average Daily Membership
³ Data collected in FY19 and used for FY21 funding
⁴ 2019-2020 NEA Rankings of the States

* THIS REPORT INCLUDES FISCAL YEAR 2019 DATA

School System Revenue

How was your school system funded?¹



\$26,909,364	STATE	51%
\$3,985,940	FEDERAL	8%
\$22,177,950	LOCAL	42%
— \$2,629,890	Local 10-Mill Match	
\$19,548,060	AVAILABLE LOCAL REVENUE	

VALUE OF 1-MILL
For Your School System

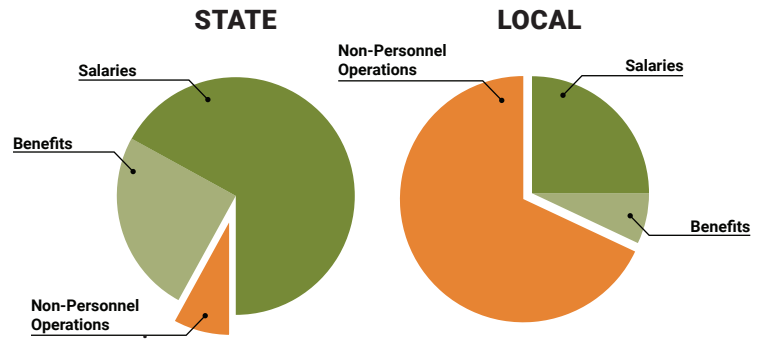
\$262,989

School System Spending

How did your school system spend state & local dollars?¹

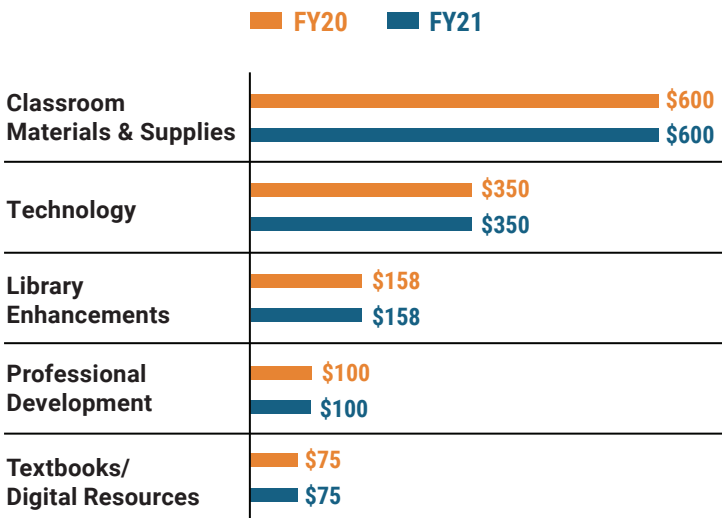
	STATE SPENDING ^{2,3}	LOCAL SPENDING ²
Salaries	\$18,260,108	\$3,388,842
Benefits	\$6,988,577	\$962,291
Non-Personnel Operations	\$2,160,608	\$9,059,093
TOTAL	\$27,409,293	\$13,410,226

¹ Revenues and expenditures may contain nominal variances
² Does not include debt service or capital outlay
³ Includes 10-mill match
⁴ Such as utilities, operations & maintenance, etc.

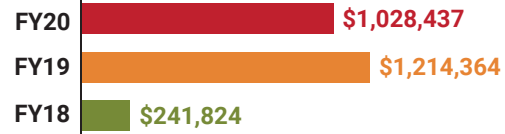


Only 8% of state funding is available for non-personnel expenditures⁴

Instructional Support



Educational Advancement & Technology Fund⁵



⁵ These one-time supplemental funds may be used for repairs and deferred maintenance, classroom instructional supplies, insurance for facilities, transportation, technology and school safety measures.

System Debt

TOTAL DEBT⁶	DEBT PER STUDENT
\$4,918,413	\$1,150

⁶ The debt totals in system audit reports may differ due to audit adjustments.



ALABAMA
ASSOCIATION OF
SCHOOL BOARDS

Sally Smith, J.D.
Executive Director

Lissa Tucker, J.D.
Director of Government Relations

43 South Jackson Street
Montgomery, Alabama 36104

1-800-562-0601 | AlabamaSchoolBoards.org

@AlaSchoolBoards Facebook.com/AlabamaSchoolBoards